













Direct Replacements for any
Constant Torque or Variable Air Flow ECM motor
up to 1 HP using a PSC motor with Capacitor

APPLICATION CHART

	QT6101 QwikSwap® X1	QT6100 QwikSwap® X3	QT6104 QwikSwap® V3
			
MATCHES THIS INTERFACE			
REPLACES CONSTANT TORQUE ECM (X13) MOTORS UP TO 1 HP			
REPLACES ECM 2.0 & 2.3 MOTORS			
REPLACES ECM 2.5 & 3.0 MOTORS			
REPLACES COMMUNICATING MOTORS (Emerson®, Nidec®, US Motors®)			
PROVIDES SINGLE SPEED OPERATION			
PROVIDES AUTOMATIC 3-SPEED OPERATION		