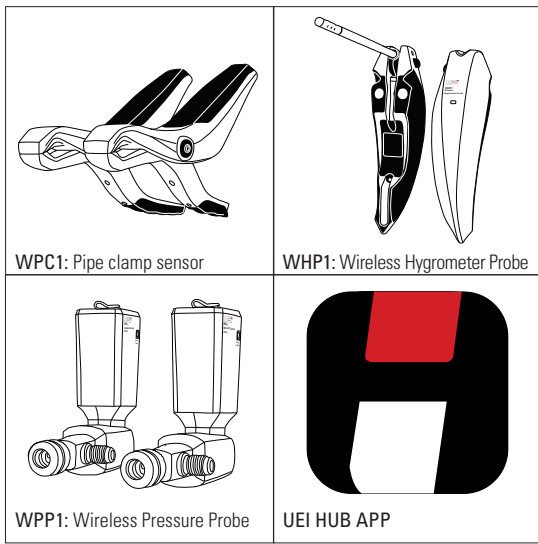


Smart Temperature Split Kit
Smart Refrigerant Charging Kit
Smart Refrigerant Complete Kit

INSTRUCTION MANUAL

ENGLISH



1-800-547-5740

www.ueitest.com • email: info@ueitest.com



HUB2

2 WHP1
 4 Batteries (AAA)
 Carrying case

HUB4

2 WPP1
 2 WPC1
 4 Batteries (AA)
 Carrying case

HUB6

2 WHP1
 2 WPP1
 2 WPC1
 8 Batteries
 (4x AA, 4x AAA)
 Carrying case

IMPORTANT SAFETY WARNINGS

WARNING

Read entire safety notes section regarding potential hazard and proper instructions before using these probes. In this manual the word **“WARNING”** is used to indicate conditions or actions that may pose physical hazards to the user. The word **“CAUTION”** is used to indicate conditions or actions that may damage these instrument.

WARNING

To ensure safe operation and service of these probes, follow these instructions. Failure to observe these warnings can result in severe injury or death.

WARNING

Maximum over pressure is: 1000 PSI.

WARNING

- Do not open these probes to replace batteries while the probes are connected to an HVACR or other mechanical system.
- To avoid false readings, replace batteries if a low battery indicator appears.

Do not use this these probes if they appear damaged.

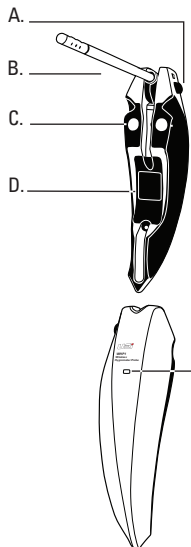
Always adhere to national and local safety codes. Use proper personal protective equipment (PPE).

WARNING

These probes are designed for trade professionals who are familiar with the hazards of their trade. Observe all recommended safety procedures that include proper lockout utilization and use of personal protective equipment that includes safety glasses, gloves and flame resistant clothing.

WHP1 OVERVIEW

1. Hygrometer (WHP1): Hub 2 & Hub 6



- A. Lock Button: Press to open or close probe
- B. 1/4" diameter probe.
- C. Magnetic Mount
- D. Battery Cover.
- E. Light: Blinks **GREEN** when probe is powered on. Blinks **RED** when low battery.*

CAUTION: Press down Lock Button to release probe. Failure to do so may break probe and is not covered under warranty.

GENERAL SPECIFICATIONS

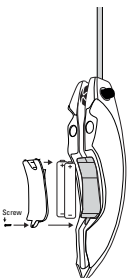
Temperature Range: 32°F to 140°F (0°C to 60°C)
Temperature Accuracy: ±0.5°F (0.3°C)
Relative Humidity Range: 0% to 100%
Relative Humidity Resolution: 0.1%
Relative Humidity Accuracy: ±3% 20% to 80% otherwise ±5%
Operating Temperature: 41°F to 140°F (5°C to 60°C)
Storage Temperature: 14°F to 140°F (-10°C to 60°C)
Operating Humidity: 20% RH to 80% RH
 Recommended: Do Not use longer than 60 hours out of range
Dimensions: 6.84 in x 1.93 in x 1.53 in (17.4 cm x 4.9 cm x 3.9 cm)
Item Weight: 4.4 oz (125 gr)
Certification: CE Conformity, FCC/IC
Battery Type: (AAA) 2
Battery Life: 100+ hours

* **NOTE:** Low battery indicator is also in the “Tool Connection” screen

Battery level are displayed in the tool connection screen to the right of each probe connected.

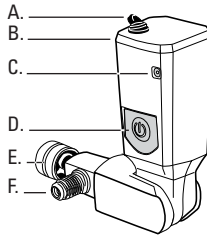
Caution: Take care not to lose the screws when opening battery compartments

- Remove battery cover.
- Replace the old batteries with 2 new (AAA) batteries.
- Replace the battery cover.



WPP1 OVERVIEW

2. Pressure Probe (WPP1): Hub 4 & Hub 6

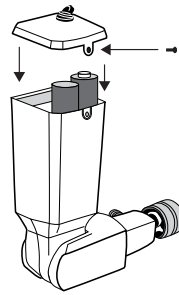


- A. Cable connector plug-in: for connecting the pipe clamp sensor (WPC1).
- B. Battery cover
- C. Light: Blinks **GREEN** when probe is powered on and blinks **RED** when low battery.*
- D. Power Button: Hold for one second to power on
- E. 1/4" pressure connector
- F. 1/4" pass-through connector

***NOTE:** Low battery indicator is in the “Tool Connection” screen

GENERAL SPECIFICATIONS

Range: 0 to 725 PSIG
Resolution: 0.1 PSI
Accuracy: 0.5% F.S. (at 25°C ±3°C) Total 1% F.S. 32°F to 158°F (0°C to 70°C)
Operating Temperature: 14°F to 158°F (-10°C to 70°C)
Storage Temperature: 14°F to 140°F (-10°C to 60°C)
Operating Humidity: 30% RH to 85% RH
Over-range: 1000 PSI
Dimensions: 6.70 in x 1.56 in x 1.44 in (17 cm x 4 cm x 3.7 cm)
Item Weight: 7.4 oz (210 gr)
Certification: CE Conformity, FCC/IC
Battery Type: (AA) 2
Battery Life: 100+ hours



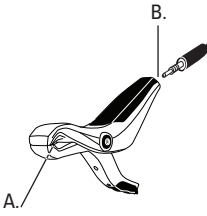
Battery level are displayed in the tool connection screen to the right of each probe connected.

Caution: Take care not to lose the screws when opening battery compartments

- Remove battery cover.
- Replace the old batteries with 2 new (AA) batteries.
- Replace the battery cover.

WPC1 OVERVIEW

3. Pipe clamp sensor (WPC1): Hub 4 & Hub 6



- A. Temperature sensor
- B. Cable connector plug-in: for connecting WPC1 to the WPP1.

NOTE: Maximum pipe diameter is 1.5 in. (3.8cm)

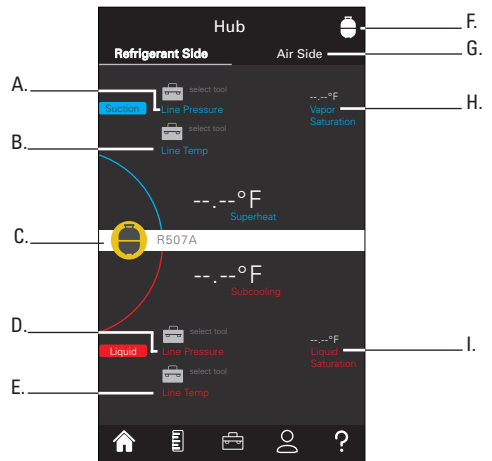
GENERAL SPECIFICATIONS

Range: 32°F to 176°F (0°C to 80°C)
Resolution: 0.1°F
Accuracy: ±(0.6°F (0.3°C))
Response Time: <30 sec.
Operating Temperature: -40°F to 185°F (-40°C to 85°C)
Storage Temperature: 14°F to 140°F (-10°C to 60°C)
Dimensions: 5.66 in x 3.81 in x 1.10 in (14.4 cm x 9.7 cm x 2.8 cm)
Item Weight: 2.1 oz (60 gr)
Certification: CE Conformity, FCC/IC

UEi HUB OVERVIEW



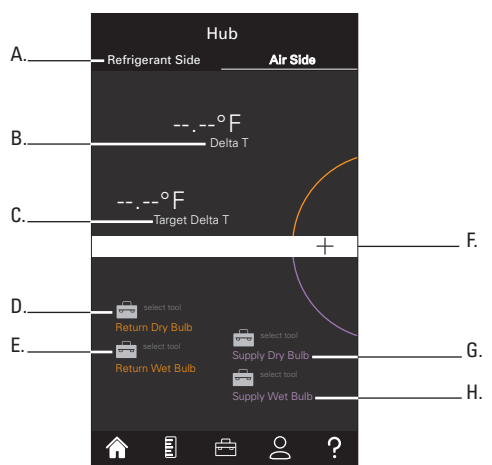
A. Home Screen:
Refrigerant Side



- A. Suction Line Pressure
- B. Suction Line Temperature
- C. Refrigerant Favorites (tap to view)
- D. Liquid Line Pressure
- E. Liquid Line Temperature
- F. Refrigerant List (tap to view)
- G. Air Side Screen (tap or swipe left to view)
- H. Vapor Saturation Temperature
- I. Liquid Saturation Temperature



A. Home Screen:
Air Side

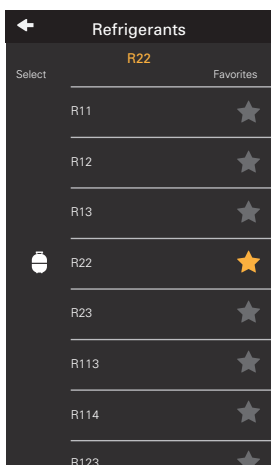


- A. Refrigerant Side Screen (tap or swipe right to view)
- B. Delta T
- C. Target Delta T (assumes 400 CFM/ton)
- D. Return Dry Bulb Temperature
- E. Return Wet Bulb Temperature
- F. Return and Supply Calculations (tap to view)
- G. Supply Dry Bulb Temperature
- H. Supply Wet Bulb Temperature



A. Home Screen:

Refrigerant List: Tap to activate.
Tap stars to add/remove favorites.

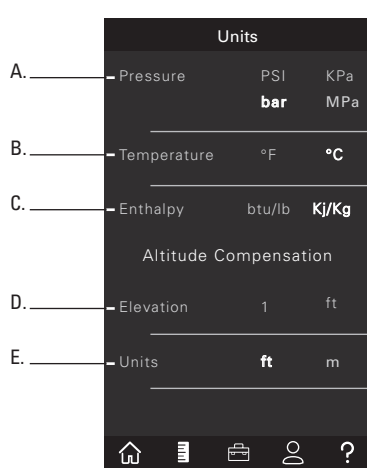


R11	R404A	R422B	R454A
R113	R405A	(NU22B)	R454B
R114	R406A	R422C	R454C
R115	R407A	(One shot)	R455A
R116	R407B	R422D	R458A
R12	R407C	R423A	R500
R123	R407E	R424A	R501
R133ZD	R407F	R425A	R502
R1234YF	R407H	R426A	R503
R1324ZE	R408A	R427A	R504
R124	R409A	R428A	R507A
R125	R409B	R429A	R508A
R13	R410A	R430A	R508B
R134A	R410B	R431A	(Suva95)
R142B	R411A	R432A	R509A
R143A	R411B	R433A	R510A
R152A	R412A	R434A	R512A
R22	R413A	(RS-45)	R513A
R227EA	R414A	R435A	R600
R23	R414B	R436A	(Butane)
R236FA	(Hotshot)	R436B	R600A
R245FA	R416A	R438A	(Isobu-
R290	R417A	(MU99)	tane)
R32	R417C	R444A	R601
R401A	(Hotshot 2)	R444B	(Pentane)
R401B	R418A	R448A	R601A
R401C	R419A	R449A	(Isobu-
R402A	R420A	R450A	tane)
R402B	R421A	R452A	
R403A	R421B	R452B	
R403B	R422A	R453A	

Refrigerant Favorites Button: displays selected favorites for quick changes.



B. Units Screen

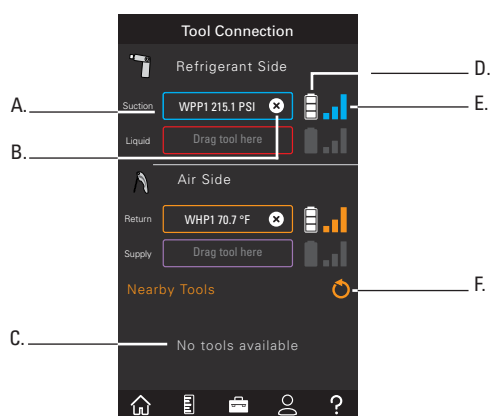


Tap to select or enter units

- A. Pressure Units
- B. Temperature Units
- C. Enthalpy Units
- D. Elevation
- E. Units



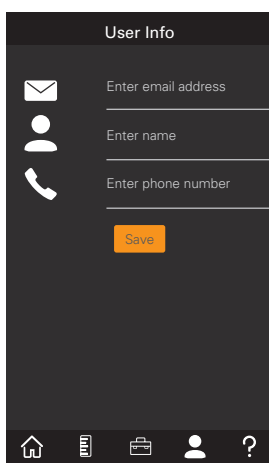
C. Tool Connection Screen



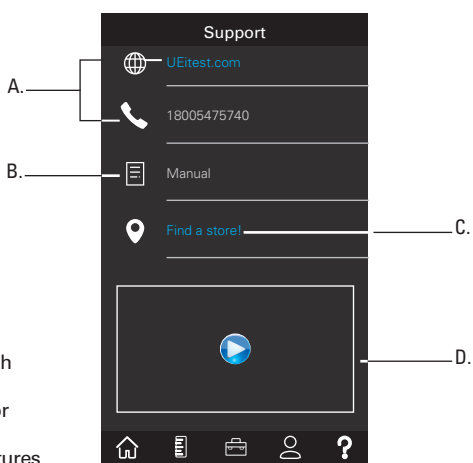
- A. Tool Assigned
- B. Forget Tool
- C. Tool found but not assigned
- D. Battery Level
- E. Signal Strength
- F. Refresh nearby tools



D. User Info Screen



E. Support Screen



- A. Contacts
- B. Manual (English, Spanish and French)
- C. Find a distributor @UEitest.com
- D. Tap to view Features + Benefits Video

FCC/IC INFORMATION

FCC and IC STATEMENT

This equipment has been tested and found to comply with the limits for a Class B digital device, pursuant to part 15 of the FCC Rules. These limits are designed to provide reasonable protection against harmful interference in a residential installation. This equipment generates, uses and can radiate radio frequency energy and, if not installed and used in accordance with the instructions, may cause harmful interference to radio communications. However, there is no guarantee that interference will not occur in a particular installation. If this equipment does cause harmful interference to radio or television reception, which can be determined by turning the equipment off and on, the user is encouraged to try to correct the interference by one or more of the following measures:

- Reorient or relocate the receiving antenna.
- Increase the separation between the equipment and receiver.
- Connect the equipment into an outlet on a circuit different from that to which the receiver is connected.
- Consult the dealer or an experienced radio/TV technician for help.

This equipment complies with FCC/IC RSS102 radiation exposure limits set forth for an uncontrolled environment.

This device complies with Industry Canada license-exempt RSS standard(s). Operation is subject to the following two conditions: (1) this device may not cause interference, and (2) this device must accept any interference, including interference that may cause undesired operation of the device.

Under Industry Canada regulations, this radio transmitter may only operate using an antenna of a type and maximum (or lesser) gain approved for the transmitter by Industry Canada. To reduce potential radio interference to other users, the antenna type and its gain should be so chosen that the equivalent isotropically radiated power (e.i.r.p.) is not more than that necessary for successful communication.

Conformément à la réglementation d'Industrie Canada, le présent émetteur radio peut fonctionner avec une antenne d'un type et d'un gain maximal (ou inférieur) approuvé pour l'émetteur par Industrie Canada. Dans le but de réduire les risques de brouillage radioélectrique à l'intention des autres utilisateurs, il faut choisir le type d'antenne et son gain de sorte que la puissance isotrope rayonnée équivalente (p.i.r.e.) ne dépasse pas l'intensité nécessaire à l'établissement d'une communication satisfaisante.

Le présent appareil est conforme aux CNR d'Industrie Canada applicables aux appareils radio exempts de licence. L'exploitation est autorisée aux deux conditions suivantes: (1) l'appareil ne doit pas produire de brouillage, et (2) l'utilisateur de l'appareil doit accepter tout brouillage radioélectrique subi, même si le brouillage est susceptible d'en compromettre le fonctionnement.

FCC AND IC NOTICE

This device complies with Part 15 of the FCC rules and Industry Canada license-exempt RSS 247. Operation is subject to the following two conditions: (1) This device may not cause harmful interference; and (2) this device must accept any interference received, including interference that may cause undesired operation.

Cet appareil est conforme à la partie 15 des règles de la FCC, ainsi qu'à la norme RSS 247 exempte de licence d'Industrie Canada. Son fonctionnement est soumis aux deux conditions suivantes: (1) Cet appareil ne doit pas provoquer d'interférences nuisibles; et (2) cet appareil doit accepter toutes les interférences reçues, y compris celles susceptibles d'entraîner un dysfonctionnement de l'appareil.

FCC CAUTION

The device must not be co-located or operated in conjunction with any other antenna or transmitter.

Caution the user that changes or modifications not expressly approved by the party responsible

for compliance could void the user's authority to operate the equipment.

L'appareil ne doit pas être placé ou utilisé conjointement avec une autre antenne ou un autre émetteur.

Attention à l'utilisateur que des changements ou des modifications non expressément approuvés par la partie responsable pour la conformité pourrait annuler l'autorité de l'utilisateur pour faire fonctionner l'équipement.

a. The device should be installed and operated with a minimum distance of 20cm between the radiator and your body.

L'appareil doit être installé et utilisé avec une distance minimale de 20 cm entre le radiateur et votre corps.

b. This device complies with RSS247 of Industry Canada. Cet appareil se conforme à RSS247 de Canada d'Industrie. This device complies with Industry Canada license-exempt RSS standard(s). Operation is subject to the following two conditions: (1) this device may not cause interference, and (2) this device must accept any interference, including interference that may cause undesired operation of the device.

appareils radio exempts de licence. Son fonctionnement est sujet aux deux conditions suivantes: (1) le dispositif ne doit pas produire de brouillage préjudiciable, et (2) ce dispositif doit accepter tout brouillage reçu, y compris un brouillage susceptible de provoquer un fonctionnement indésirable.

This Class B digital apparatus complies with Canadian ICES-003.

Cet appareil numérique de la classe B est conforme à la norme NMB-003 du Canada.

DISPOSAL

Caution: This symbol indicates that equipment and its accessories shall be subject to separate collection and correct disposal.

CLEANING

Periodically clean your probe using a damp cloth. DO NOT use abrasive, flammable liquids, cleaning solvents, or strong detergents as they may damage the finish, impair safety, or affect the reliability of the structural components.

STORAGE

Remove the batteries when instrument is not in use for a prolonged period of time. Do not expose to high temperatures or humidity. After a period of storage in extreme conditions exceeding the limits mentioned in the General Specifications section, allow the instrument to return to normal operating conditions before using it.

WARRANTY

The HUB is warranted to be free from defects in materials and workmanship for a period of 1 year from the date of purchase. If within the warranty period your instrument should become inoperative from such defects, the unit will be repaired or replaced at UEi's option. This warranty covers normal use and does not cover damage which occurs in shipment or failure which results from alteration, tampering, accident, misuse, abuse, neglect or improper maintenance. Batteries and consequential damage resulting from failed batteries are not covered by warranty.

Any implied warranties, including but not limited to implied warranties of merchantability and fitness for a particular purpose, are limited to the express warranty. UEi shall not be liable for loss of use of the instrument or other incidental or consequential damages, expenses, or economic loss, or for any claim or claims for such damage, expenses or economic loss.

Warranty only covers hardware and does not extend to software applications.

A purchase receipt or other proof of original purchase date will be required before warranty repairs will be rendered. Instruments out of warranty will be repaired (when repairable) for a service charge

For more information on warranty and service, contact:

www.ueitest.com Email: info@ueitest.com
1-800-547-5740

This warranty gives you specific legal rights. You may also have other rights, which vary from state to state.

