

iO-MZR™ Motorized Zone Register

When used as a stand-alone register

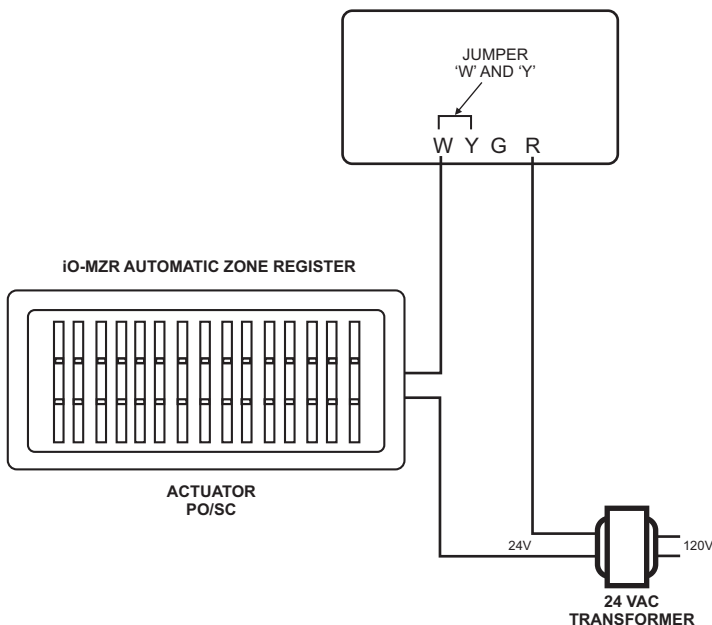
Installation Instructions

The iO-MZR™ Motorized Zone Register can be used as a stand-alone register. It is recommended that no more than 30% of the existing registers be replaced with iO-MZR™ registers. iO-MZR™ registers **should not** be installed in the same room as the HVAC unit thermostat.

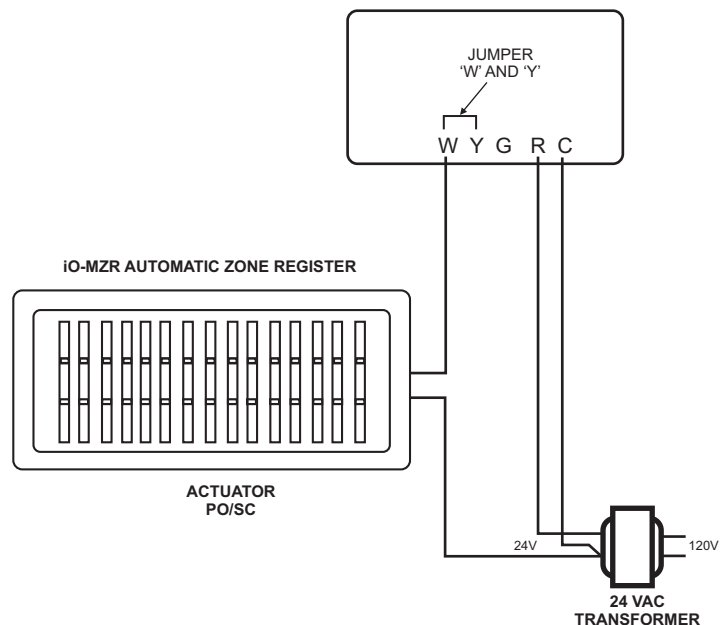


When the iO-MZR™ is used as a stand-alone register, it can be wired to a hardwired or battery powered thermostat using standard 18-gauge wire. However, if the thermostat wire is run through the supply duct work, use plenum rated wire to comply with local code. The thermostat should be configured for manual heating or cooling mode of operation since it does not control the HVAC equipment. Time delays should also be disabled to provide an immediate reaction on a call for heating or cooling. When the thermostat calls for heating or cooling, the MZR™ register is powered open. When the space temperature reaches setpoint, the MZR™ register spring returns close.

**WIRING DIAGRAM FOR
BATTERY POWERED THERMOSTAT OPERATION**



**WIRING DIAGRAM FOR
HARDWIRED THERMOSTAT OPERATION**

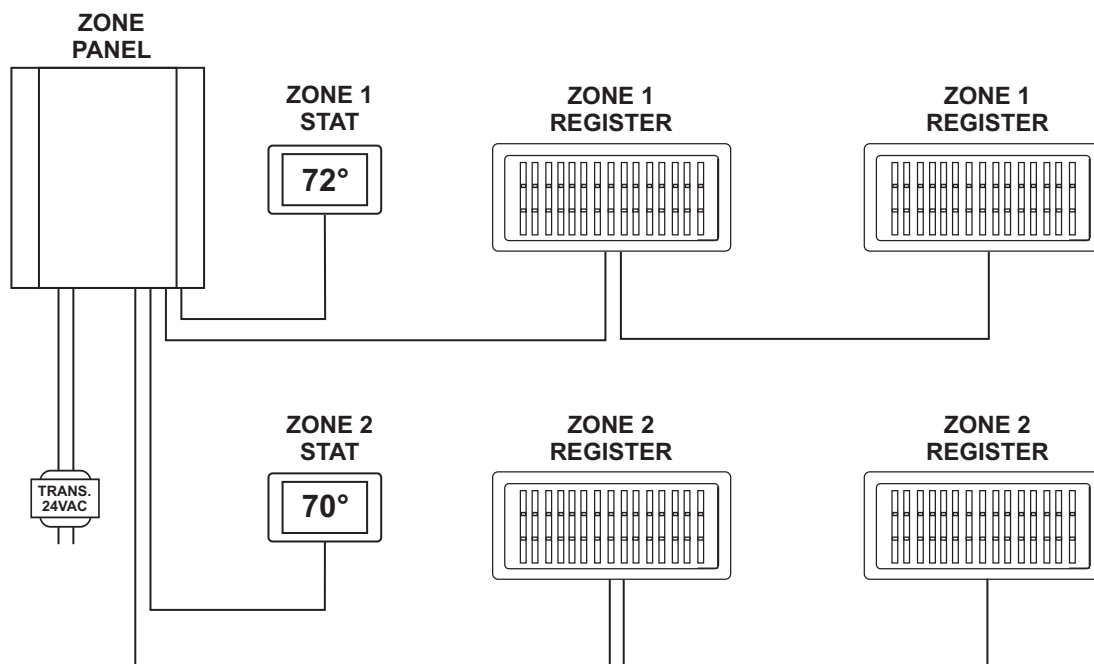


iO-MZR™ Motorized Zone Register

When used with a zone control panel

Installation Instructions

When the iO-MZR™ is used with a zone control system, the register actuator is wired to the proper damper terminals on the zone control panel. The iO-MZR™ wires the same as a standard powered closed / spring return open zone damper.



Up to six registers may be connected to a single zone

WIRING SUGGESTIONS

The most common methods used to run wire inside the duct work is as follows:

1. Drill a hole in the register boot and run the wire in a conventional manner.
2. Use a fish tape to pull the wire through the duct.
3. Use a duct cleaning vacuum machine to draw a plastic bag with an attached line to pull wire through the duct.

If wiring from actuator is run inside the duct work, plenum rated wire must be used.

AVAILABLE SIZES

4" X 10"
4" X 12"
4" X 14"
6" X 12"

COLORS

Tan and White

APPLICATION NOTES

MZR zone registers are not designed to work in a 3-1/2" stud wall.

SPECIFICATIONS

Depth:	5"
Operating Voltage:	24VAC
Amperage:	0.26A
VA Rating:	6.5VA
Configuration:	Spring Open/Power Close